



Profitable Idea for Adsense Users

By ideacosmo.com

**This Ebook is freely distributable.
Please feel free to make copies for your friends.**

This is a Profitable Idea for existing AdSense Users.

You know that as a webmaster, you sometimes run out of contents for your website. Additionally, you will also need to constantly promote your site. This will include link building.

Well, there is a method of killing 2 birds with one stone.

This method involves doing link/story submission (of your website's content pages) to site that has Google AdSense revenue sharing enabled.

What is AdSense Revenue Sharing? Basically, AdSense Revenue Sharing is a scheme whereby AdSense publishers can use their own AdSense IDs to earn money from websites apart from their own.

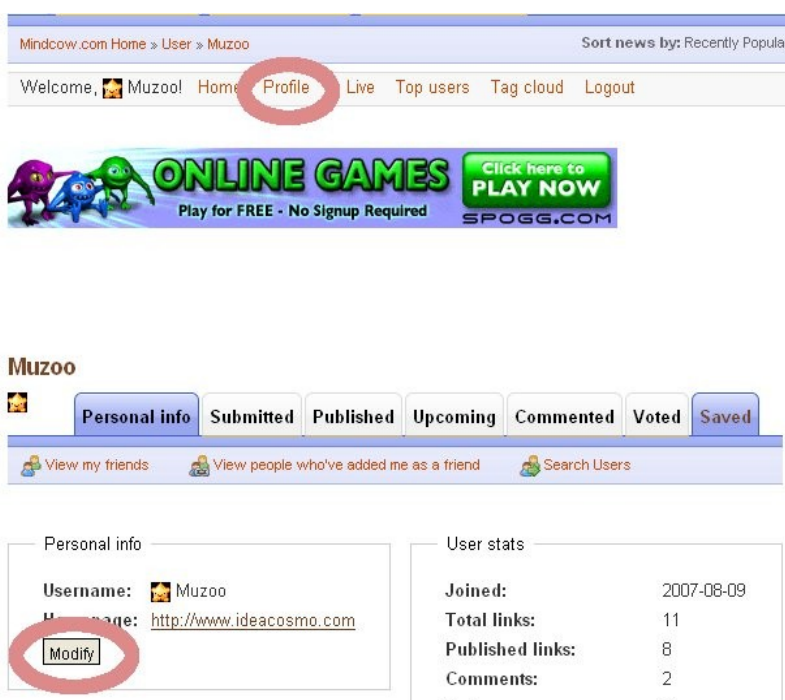
Many sites have AdSense revenue sharing, but requires you to write articles on their website. In this arranging, you are practically using up your resources when you should be putting more contents on your own website. If the AdSense revenue sharing site is splitting up the profit, you will not be earning 100% for your effort.

Another point to take note is that many story submission and social bookmarking sites do not link directly to your site. They may have an 'out.php' function that does not help your site in linkbuilding at all. Such arrangement will not provide valid links to your site.

Therefore, the most ideal sites are the ones that offers link building as well as 100% adsense revenue sharing.

Mindcow.com is one of the such site that helps in link building as well as giving you 100% adsense revenue sharing profit.

[Click here to go to Mindcow.com](#). When you sign up, remember to enable your adsense ID in the Profile section. To do that click on Profile section. Then Click on Modify. See **screenshot 1** below for a better understanding:




Screenshot 1

Next, you will need to key in your Google AdSense ID in the indicated box. Your AdSense ID begins with 'pub-'. You can check it out in your AdSense account. If you like to monitor the earnings, you can key in an AdSense channel as well. See **screenshot 2** below for a clearer understanding.

Modify profile

Modify profile

Upload avatar:

Current Avatar: 

I want to use the default avatar.

I want to upload my own avatar. Avatar must not exceed 30 x30 and 15kb.

google adsense ID: *begins with: pub-*

adsense channel (optional): *numerical value*

Real name:

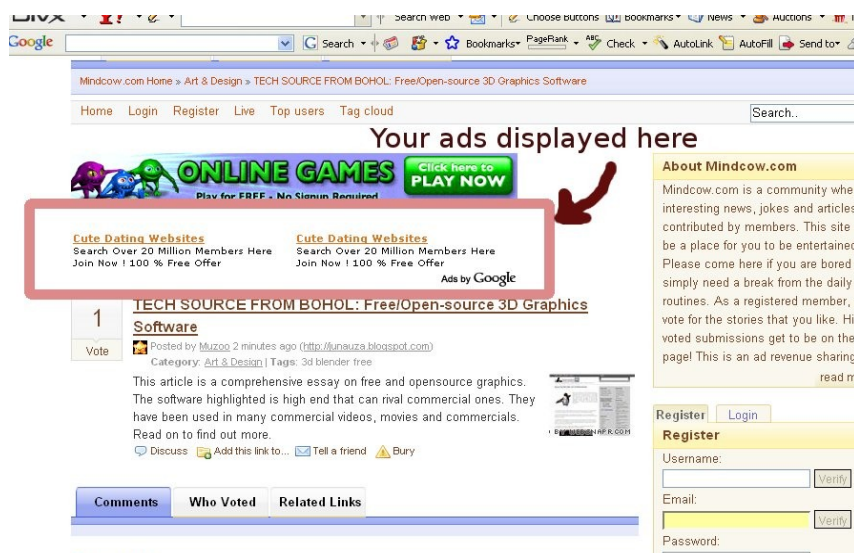
AIM:

Private email: *Only admins will see this*

MSN:

Screenshot 2

Once, this is done, your Google ads will show up on the page where is story description is. See **screenshot 3** below for a clearer understanding.



The screenshot shows a web browser window with the address bar displaying "Mindcow.com Home > Art & Design > TECH SOURCE FROM BOHOL: Free/Open-source 3D Graphics Software". The page features a navigation menu with "Home", "Login", "Register", "Live", "Top users", and "Tag cloud". A search bar is located in the top right corner. The main content area is titled "Your ads displayed here" and contains two Google AdSense ads for "Cute Dating Websites". A red box highlights these ads, and a red arrow points to them from the right. Below the ads is an article titled "TECH SOURCE FROM BOHOL: Free/Open-source 3D Graphics Software" with a "Vote" button and a "1" next to it. The article text describes the software as a comprehensive essay on free and open-source graphics. At the bottom of the page, there are buttons for "Comments", "Who Voted", and "Related Links". On the right side, there is a sidebar with "About Mindcow.com" and a "Register" form with fields for "Username", "Email", and "Password".

Screenshot 3

Oh... one more thing... don't forget to promote these pages where your adsense ads are being displayed on Mindcow.com. You will need to drive traffic and Page rank to them too. Such effort can directly earn you Adsense earnings as well as gain in Page Rank to your homesite.

Have fun.